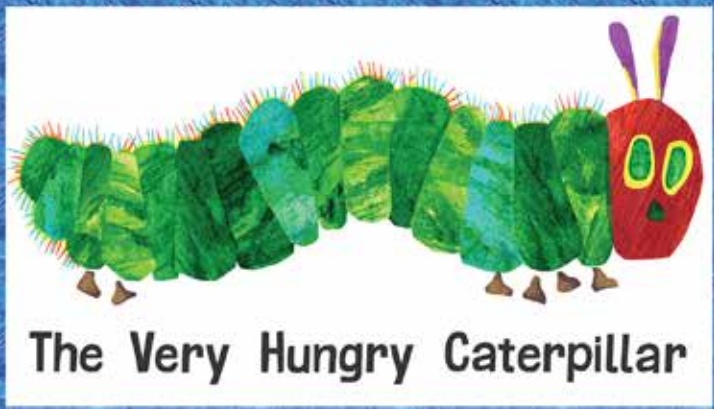
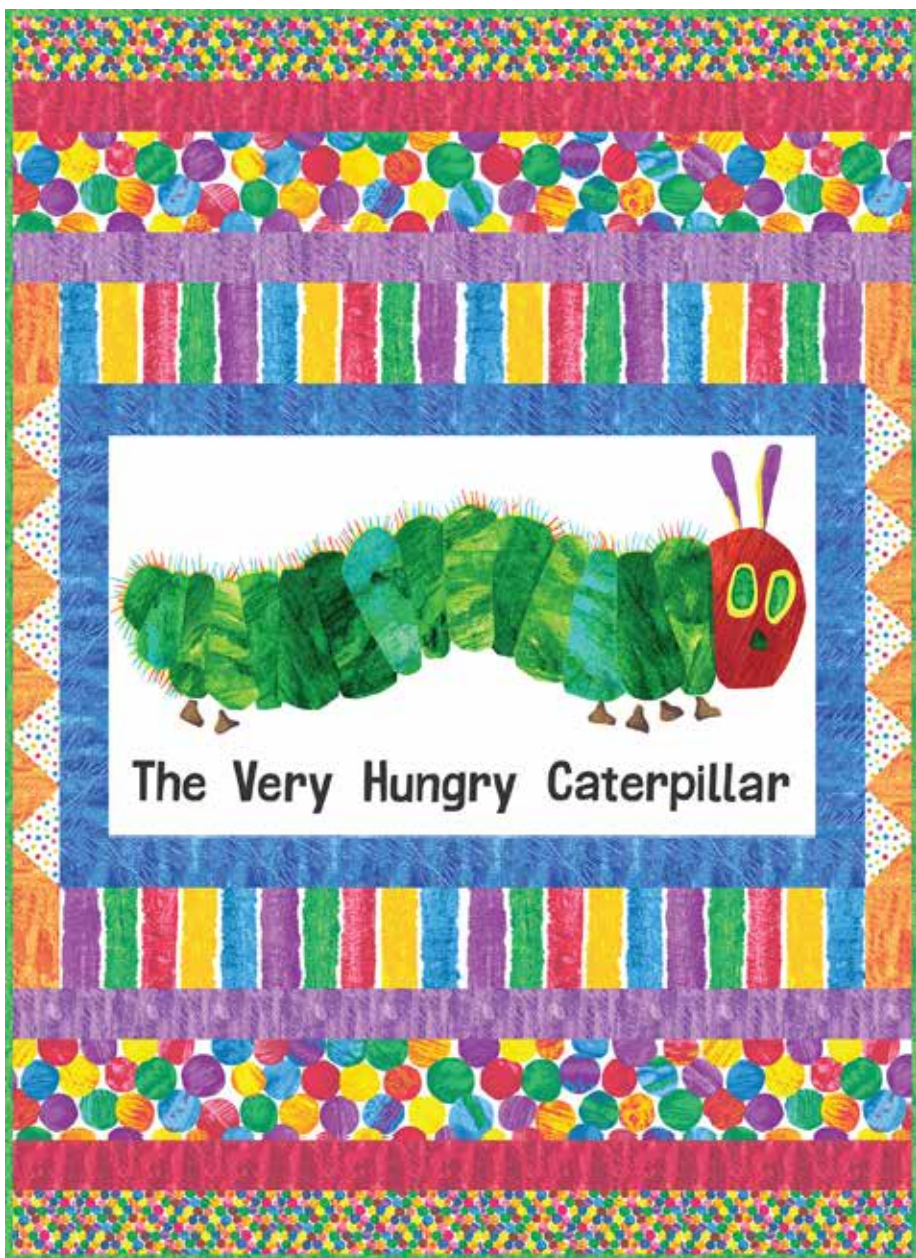


# The Big Wiggle

FABRICS © ERIC CARLE LLC



Quilt Design: Jean Ann Wright

Quilt Size: 54" x 74"

[andoverfabrics.com](http://andoverfabrics.com)



andover • makower uk  
The Henley Studio

Free Pattern Download Available

1384 Broadway New York, NY 10018  
Tel. (800) 223-5678 • [andoverfabrics.com](http://andoverfabrics.com)

5/15/15

# The Big Wiggle



Andover Fabrics new collection: **THE BIG WIGGLE** © Eric Carle LLC

Quilt designed by Jean Ann Wright

Pre-wash not recommended

Skill Level: Confident Beginner

Quilt finishes 54" x 74"

*Once again, Eric Carle's beloved caterpillar makes its home on this cheerful quilt that is just the right size for a child's bed. Bright prints in bold colors surround the ravenous caterpillar from the classic children's tale. More than 37 million copies have been sold since the book's publication in 1969.*

## Cutting Directions

**Note:** Read assembly directions before cutting patches. All measurements are cut sizes and include 1/4" seam allowances. WOF designates the width of fabric from selvedge to selvedge (approximately 43" wide).

**Fabric A** Fussy-cut (1) panel 23 1/2" x 42 1/2", cut crosswise (read Step 1)

**Fabric B** Cut (2) borders 6 1/2" x 48 1/2", cut crosswise and pieced

**Fabric C** Cut (2) borders 6 1/2" x 54 1/2", cut crosswise and pieced

**Fabric D** Cut (3) squares 7 1/4" x 7 1/4", cut in half diagonally twice to make (10) quarter-square triangles

**Fabric E** Cut (2) borders 4 1/2" x 54 1/2", cut crosswise and pieced

**Fabric F** Cut (2) borders 4" x 48 1/2", cut crosswise and pieced  
Cut (2) borders 3 1/2" x 24 1/2", cut crosswise and pieced

**Fabric G** Cut (7) strips 2 1/2" x WOF for binding

**Fabric H** Cut (2) borders 3 1/2" x 54 1/2", cut crosswise and pieced

**Fabric I** Cut (2) borders 3 1/2" x 54 1/2", cut crosswise and pieced

**Fabric J** Cut (2) squares 7 1/4" x 7 1/4", cut in half diagonally twice to make (8) quarter-square triangles  
Cut (2) squares 3 7/8" x 3 7/8", cut in half diagonally to make (4) half-square triangles  
Cut (4) rectangles 3 1/2" x 6 1/2"

**Backing** Cut (2) panels 41" x 62", pieced to fit quilt top with overlap on all sides

## Fabric Requirements

		<b>Yardage</b>	<b>Fabric</b>
<b>Fabric A</b>	setting	1 panel (2/3 yard)	7914-X
<b>Fabric B</b>	border	5/8 yard	7915-X
<b>Fabric C</b>	border	5/8 yard	7916-X
<b>Fabric D</b>	border	1/4 yard	7674-X
<b>Fabric E</b>	border	1/2 yard	3474-M
<b>Fabric F</b>	border	1/2 yard	3476-B
<b>Fabric G</b>	binding	5/8 yard	3476-G
<b>Fabric H</b>	border	3/8 yard	3476-P
<b>Fabric I</b>	border	3/8 yard	3476-R
<b>Fabric J</b>	border	1/4 yard	3476-Y
<b>Backing</b>		3 1/2 yards	7762-G
		or 2 yards of wide backing	

## Making the Quilt

1. Referring to the Quilt Diagram, sew the shorter Fabric F borders to sides of the panel. Sew the longer borders to the top and bottom. Trim this unit to 30 1/2" x 48 1/2".
2. Sew Fabric B borders to the top and bottom.
3. Referring to Diagram 1, join 4 Fabric J and 5 Fabric D quarter-square triangles to make a pieced border. Sew a Fabric J half-square triangle to each end. Sew a Fabric J rectangle to each end. Repeat to make a second pieced border. Sew the pieced borders to the sides of the quilt.
4. Sew remaining borders to the top and bottom of the quilt in the order shown.

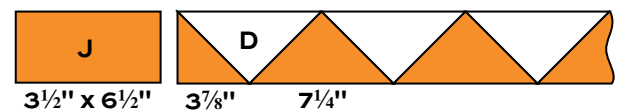
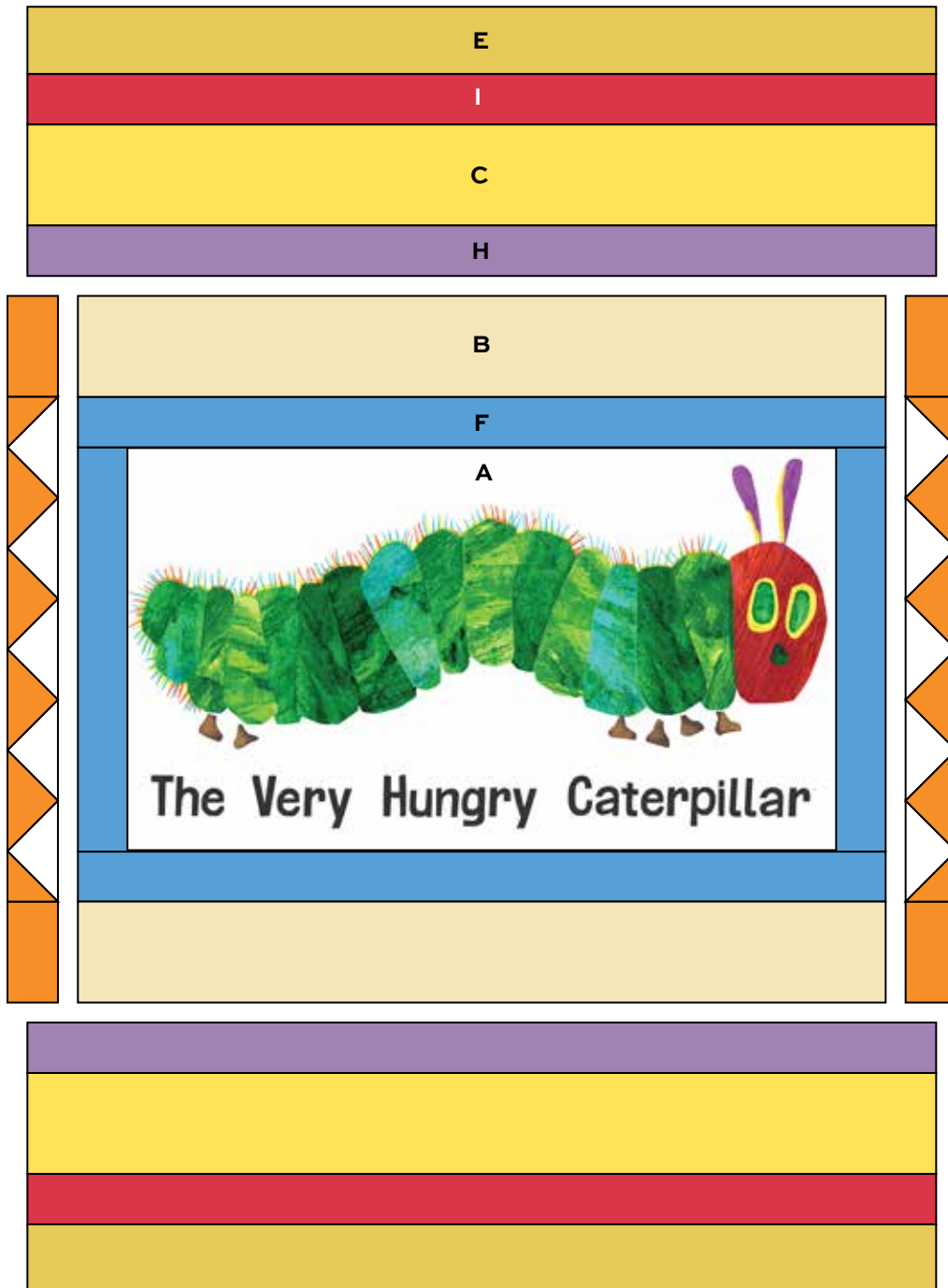


Diagram 1

# The Big Wiggle Quilt

## Finishing the Quilt

5. Layer the quilt with batting and backing and baste. Quilt in the ditch around borders and triangle patches. Quilt around the printed motifs in the center panel and borders. Bind to finish the quilt.



Quilt Diagram

# The Big Wiggle

FABRICS © ERIC CARLE LLC



## The Very Hungry Caterpillar


7914-X\*



7915-X\*




7673-X\*



7762-G\*



7916-X\*



7674-X\*



3474-M\*



3476-B\*



3476-G\*



3476-P\*



3476-R\*



3476-Y\*

\*Indicates fabrics used in quilt pattern. Fabrics shown are 15% of actual size.

andover



makower uk  
*The Henley Studio*

Free Pattern Download Available

1384 Broadway New York, NY 10018  
Tel. (800) 223-5678 • andoverfabrics.com