Whisper

Hourglass Quilt by Toby Lischko

P&B BASICS

Whisper

Hourglass Quilt by Toby Lischko
featuring the *Whisper* collection by P&B Textiles
Quilt Size: 51″ x 67″ • Level: Advanced Beginner

Yardage

Fabric A	**WHIS 537 LT**	3/8 yard
Fabric B	**WHIS 537 L**	1/4 yard
Fabric C	**WHIS 537 C**	1/4 yard
Fabric D	**WHIS 537 CC**	3/8 yard
Fabric E	**WHIS 537 N**	1 3/4 yards
Fabric F	**WHIS 537 B**	1/4 yard
Fabric G	**WHIS 537 SB**	1/4 yard
Fabric H	**WHIS 537 S**	3/8 yard
Fabric I	**WHIS 537 E**	2 yards
Backing	**Any WHIS fabric**	3 1/2 yards

Cutting

All strips are cut across the width of fabric (WOF).

From Fabrics A, B, C, D, E, F, G, and H (WHIS 537 C, LT, CC, B, SB, L, S, and N) cut:
- (2) 2 1/2″ x WOF strips

From Fabrics D and E (WHIS 537 CC and N) cut:
- (1) 4 1/2″ x WOF strips

From Fabrics A and H (WHIS 537 LT and S) cut:
- (1) 4 1/2″ x WOF strip

From Fabric I (WHIS 537 E) cut:
- (6) 8 1/2″ x WOF strips; sub-cut into (36) 8 1/2″ x 5 1/2″ rectangles. Then, following the quilt image and using templates* A and D, cut (36) A and (34) D pieces from the 8 1/2″ x 5 1/2″ rectangles.



- (6) 1 1/2″ x WOF strips for border 1

From Fabric E (WHIS N) cut:
- (6) 5″ x WOF strips for border 2
- (6) 2 1/4″ x WOF strips for binding

******Make Templates A, B, C, and D with heavy plastic template material.*

If you prefer, 8″ Acrylic templates are available for purchase at www.gatewayquiltsnstuff.com.

Block Assembly

1. Sew the following 2 1/2″ strips together in the following order: Fabric A, B, C and D to make strip set #1. Press seams in one direction. Make (2) sets.

Repeat using Fabrics E, F, G and H to make strip set #2. Press seams in one direction. Make (2) sets.

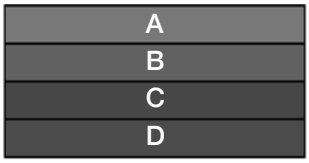

Strip Set #1



Strip Set #2

2. Following the illustration, use Template B to cut (9) from strip set #1 and (8) from strip set #2.

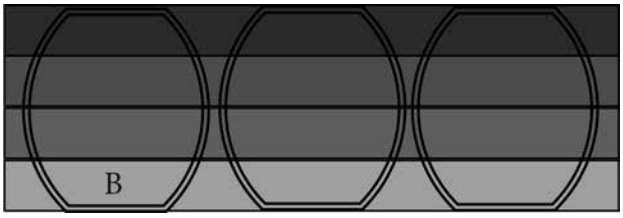

3. Sew the Fabric D and E 4 1/2″ strips together to make strip set #3 and Fabrics A and H together to make strip set #4. Make (1) each. Press in one direction.

Strip Set #3

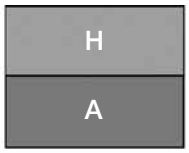

Strip Set #4

4. Following the illustration, use Template C to cut (9) from strip set #3 and (8) from strip set #4.

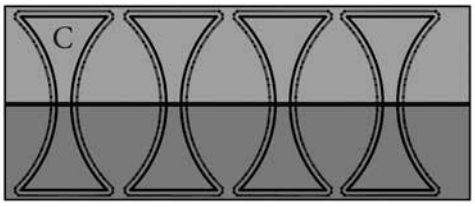

BLOCK 1A

5. With the Fabric I Template A patch on top of strip set #1 Template B patch, right sides together, match centers and ends and sew curves. Repeat with other side Fabric I Template A patch. Press towards B. Repeat with remaining Template B patch. Make (9).



BLOCK 1B

6. Repeat step 5 with the (8) strip set #2 Template B patches.

BLOCK 2A

7. With the strip set #3 Template C on top of Fabrics I Template A patch, match centers and ends and sew curves. Repeat with other side of Fabric I Template A. Press to D. Make a total of (9) strip set #3 blocks.



BLOCK 2B

8. Repeat step 7 with the (8) strip set #4 Template C patches.

Quilt Assembly

9. Alternating blocks 1a, 2a, 1b, and 2b, following the layout illustration, sew blocks together in vertical rows, rotating blocks as necessary. Then sew rows together.

BORDER 1

10. Sew the (6) Fabric I 1 1/2″ border strips, short ends together, to make (1) long strip. Press seams open.

11. Measure through the vertical center of the quilt top and trim (2) strips to this length. Sew to each side of the quilt top. Press toward border.

12. Measure through the horizontal center of the quilt top and trim (2) strips to this width. Sew to the top and bottom of the quilt top. Press toward border.

BORDER 2

13. Sew the (6) Fabric E 5″ border strips, short ends together, to make (1) long strip. Press seams open.

14. Repeat steps 11 and 12 to complete the quilt top.

15. Layer quilt top, batting, and pieced back and quilt as desired.

16. Sew the (6) Fabric E 2 1/4″ binding strips, short ends together, to make (1) long strip. Press seams open. Sew on the binding to finish the quilt.

Label and enjoy!



QUILT LAYOUT DIAGRAM

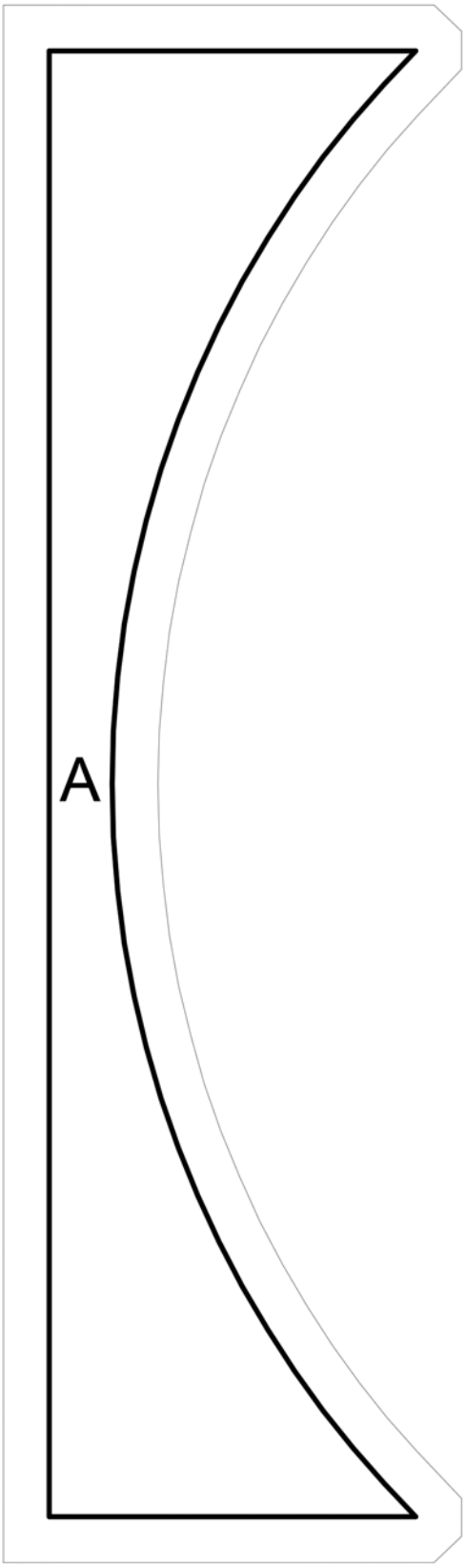
A

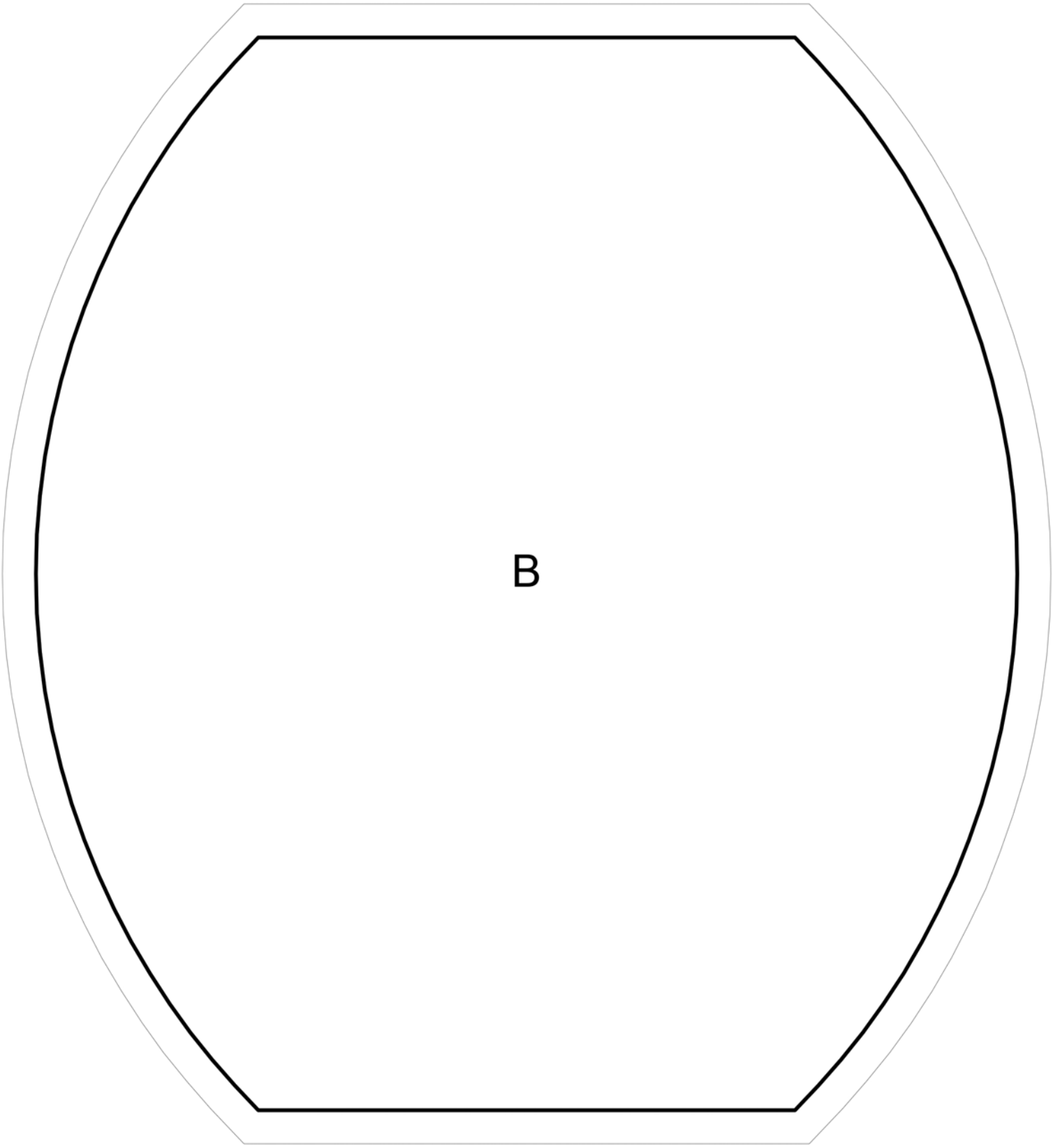
B

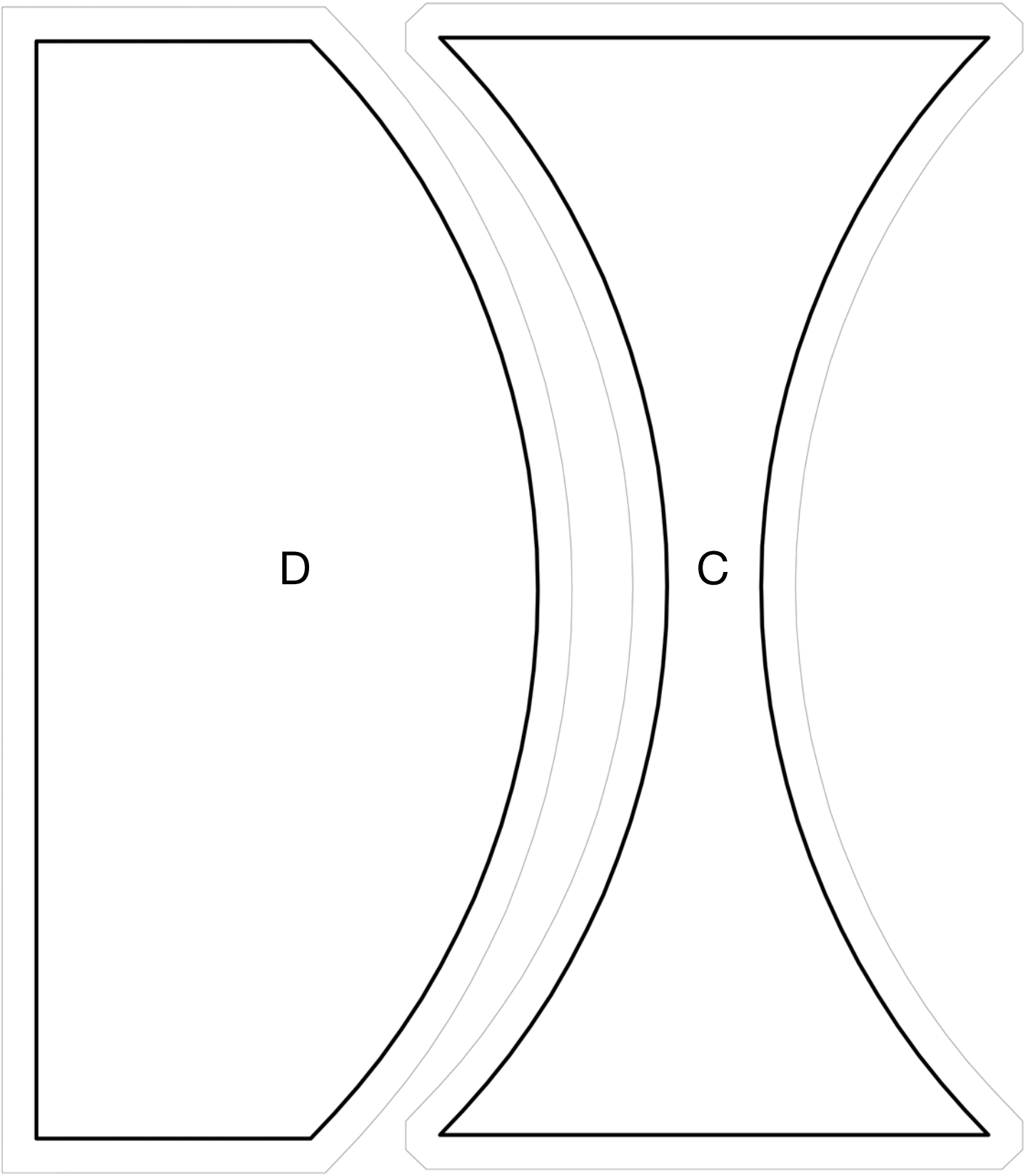
D
C

Whisper

Fabric Collection by **P&B Textiles**

WHIS 537 E

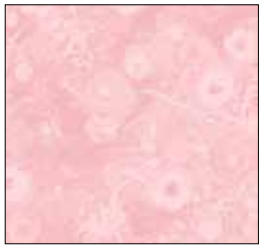
WHIS 537 LP

WHIS 537 L

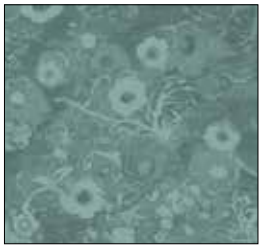
WHIS 537 LT

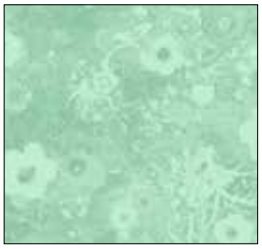
WHIS 537 BG

WHIS 537 NE

WHIS 537 P

WHIS 537 C

WHIS 537 T

WHIS 537 A

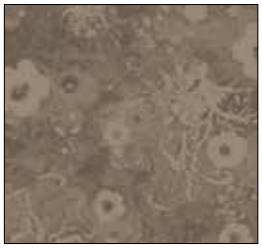
WHIS 537 GR

WHIS 537 R

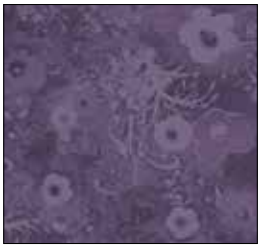
WHIS 537 CC

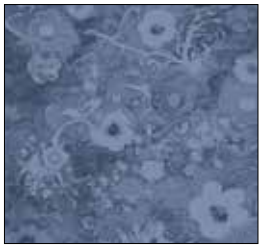
WHIS 537 SB

WHIS 537 M

WHIS 537 Z

WHIS 537 D

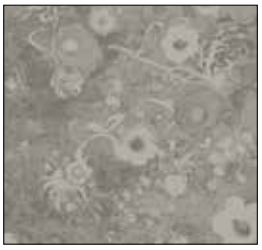
WHIS 537 S

WHIS 537 B

WHIS 537 G


WHIS 537 AU

WHIS 537 O


WHIS 537 K

WHIS 537 N

WHIS 537 HG

P&B Textiles ◆ **www.pbtex.com** ◆ 800-351-9087
45-47 Washington St., Pawtucket, RI 02860 ◆ 253 W. 35th St., 11th floor, New York, NY 10001

1 100% cotton ◆ Cold wash & dry ◆ 43″/44″ ◆ Colors may vary due to printing process ◆ Fabrics shown at 25% scale ◆ 2/15